Conference Room Guide

Aastra 6755i, 6757i and 6757iCT

Schmooze Com Inc.

© copyright 2011, Schmooze Com Inc. All Rights Reserved.

The Conferences button gives you full management over all the Conference Rooms that you have setup on your phone system. It will allow you to mute/unmute callers and kick callers out of the conference room.

Pressing the Conference Room Button should display all the conference rooms that you have setup on your phone system:N

Notice that we show 2 conference rooms in our example. The first room shows 1 caller is in the conference room and the second conference room shows no callers are in the conference room.

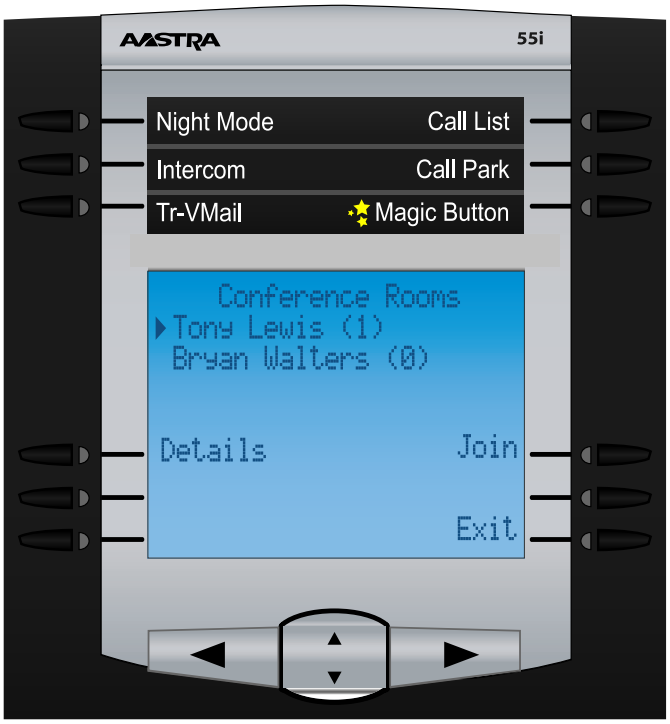

© copyright 2011, Schmooze Com Inc. All Rights Reserved.

Using the up/down arrow key you can highlight any of the conference rooms you want to either join or see the details on.

Pressing the details button we can see all the callers in the conference room and we can then mute or unmute individual callers or kick them out of the conference room.

When a user has been muted a circle icon will display next to their name.

Pressing the join button will join your phone to whichever conference room you have highlighted.

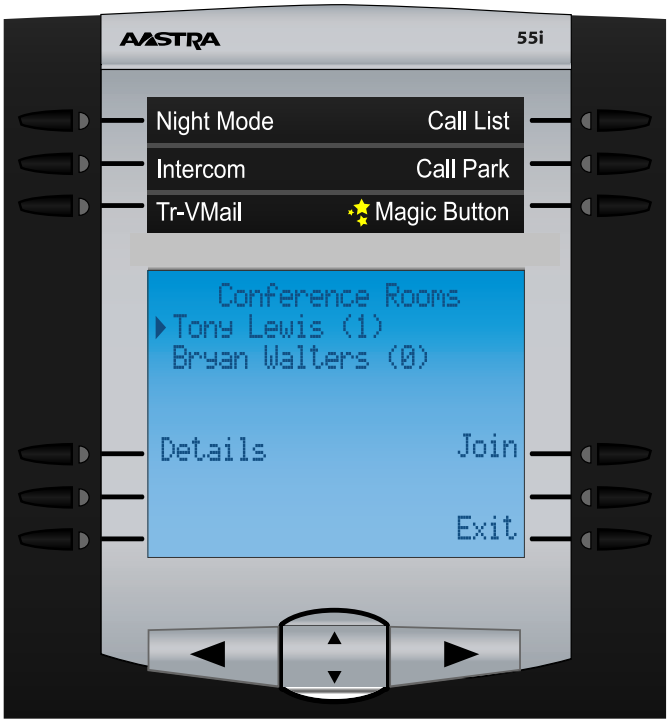

© copyright 2011, Schmooze Com Inc. All Rights Reserved.

We now see we have been joined to this conference room and the Tony Lewis user is muted.

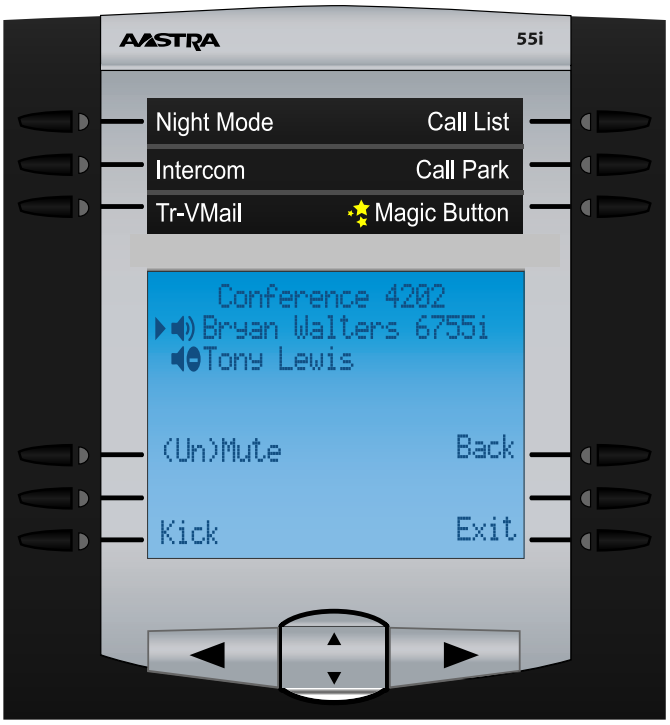

© copyright 2011, Schmooze Com Inc. All Rights Reserved.